

## DL/WH/F/NW/DIM (HALERS H2)



### Product overview

High quality is often an overused term. At Halers Lighting however producing top quality light fittings is what we do. Precision engineering, rigorous QC procedures, and only the very best base parts and components are selected and combined with exceptional workmanship to create an item of the finest quality. High technology, pioneering spirit and the quest for perfection are the basic elements of all Halers Lighting luminaries.

### Features

- Integrated LED driver.
- Adjustable driver position.
- 2 position retaining clips.
- Meets building regulations.
- Fire-Rated.
- IP65 as standard.
- Various colours and finishes.
- Unique lens design.
- 34° beam angle.
- Mains dimmable.
- Flexible cut-out size.
- Flying lead fitted.
- Double insulated.
- 450 lumen output.
- 10W power consumption.
- Soft start.
- CRI. 70.
- Fast return on investment.
- Safety Extra Low Voltage (SELV)

### Benefits

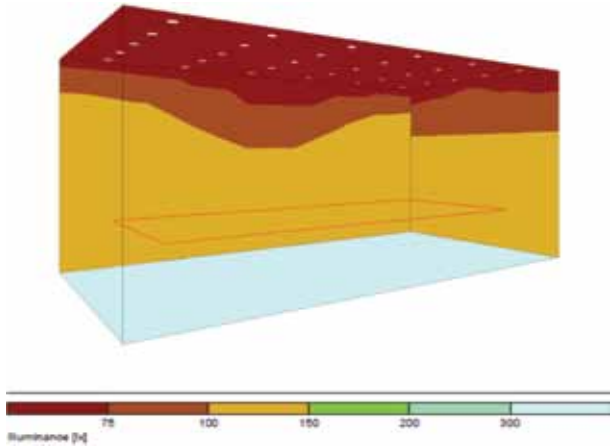
- Straight to mains connection.
- Flexibility during installation.
- 6-35mm ceiling thicknesses.
- Part B, C, E, L, & P compliance.
- For 30, 60 & 90 min ceilings.
- Product fits all applications.
- For all decorative requirements.
- 92% efficient lens.
- Wide spread of light.
- 0-100% dimming control.
- Fits a 60-70mm cut-out.
- Reduced installation time.
- No earthing required.
- Brighter than an 50W Halogen.
- Surpasses energy and efficacy requirements for part L.
- 90% energy saving (non dim)
- Immediate cost saving.
- Increased safety in vulnerable environments.

### Specification

Specification data.	
Product code	DL/WH/F/NW/DIM
Bathroom zone	1
Beam angle	34°
Colour temperature	4000° kelvin (neutral white)
CRI (colour rendering index)	80
Cut-out	Ø 60-70mm
Dimensions	Ø 90 x h 84mm
Energy saving (vs 50W GU10)	90%
Fire-rated	30, 60 & 90 min ceilings
Ingress protection (IP)	IP65
Life (approx)	75000 Hrs
Luminous flux	425 lm
Luminous efficacy	42 Lm/W
Lux at 1m	1450 lx
Voltage	240V (straight to mains)
Wattage	10W
Weight	0.25 kg

# DL/WH/F/NW/DIM (HALERS H2)

## Relux output. Halers H2



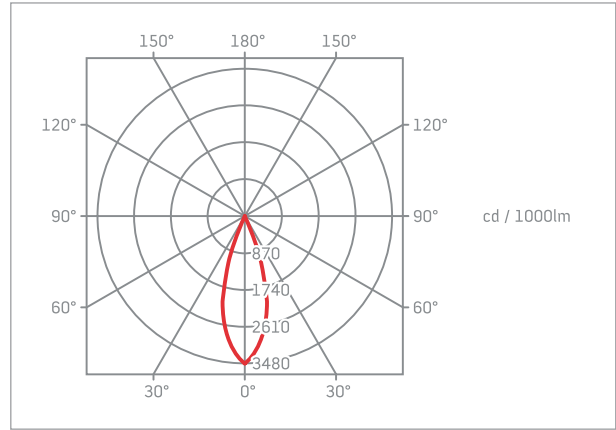
Example installation - 6 x 3 x 3m room.  
 Lux level required - 500lx on workplane

### Results.

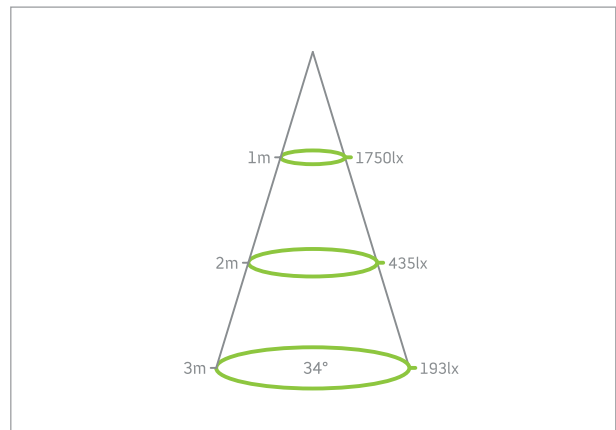
Halers H2 (NW) - x 30 (240W)  
 Typical 50W GU10 - x 36 (1800W) - Save 1560W

Halers Lighting publish the exact light output details of our fittings, which are confirmed by independent 3rd party test houses, including the Photonics Cluster (UK), and The Lighting Association (UK). We test the 'Absolute Photometry' (LM79) at room temperature, of the complete fitting. We believe that independent testing is the only solution to provide consumers with absolute confidence in our products. This has been driven by the current trend within the LED market for publishing unverified and misleading results.

## Polar Curve



## Cone



## Dimensions

